

What English looks like:

At Stamford Bridge Primary School, we believe that English is essential for life. We promote high standards of language and literacy so that children can communicate their ideas and emotions. We develop reading fluency, comprehension and passions to give children the chance to develop culturally, emotionally, intellectually, socially and spiritually. English is taught daily, with time given to reading and writing. Phonics and spelling also have discreet slots across the week.

English MTPs and resources are developed by teachers to match topics chosen by the children each term. Reading is taught in several ways across school, in the form of one-to-one reading, guided groups and in whole class sessions.

We develop spoken language across all lessons through class discussions, book talk, drama sessions and presentations to a range of audiences. Classes also present class assemblies, performance opportunities such as end-of-year shows, and, this year, we have also had regular poetry assemblies to provide opportunities for children to learn and share poems.



Key strengths:

From **observations**, teachers' subject knowledge is secure across school, pupils can explain their learning and specific modelling is used by many. Behaviour for learning is good and timely support is given, alongside differentiation in different forms across school. Progress was seen in all **book scrutinies**, including increases in accuracy of SPaG and range of vocabulary and sentence structures. Children are given opportunities for extended writing and differentiated success criteria.

Our teachers work hard to provide a **unique take on the curriculum** each term that matches the topics chosen by the children and their needs. This results in engaging, cross-curricular learning opportunities that include the required curriculum objectives and gives purpose to learning.

Reading: At the end of KS2, reading attainment increased, with an increase of 19% on the previous year for EXS+.

Writing: At the end of KS1, we had an increase in the percentage of children achieving EXS+ in writing and an increase in GDS (+10%). At the end of KS2, we had an increase in the percentage of children achieving EXS+ (+8%). **SPaG:** Strong achievements were made, with 84% EXS and 43% GDS in KS2 and spelling now needs to be secured and improved in independent writing.




English across the curriculum:

An English link or objective is included in each science and topic lesson where appropriate, resulting in a range of cross-curricular writing opportunities and reading linked to a wide range of topics in a wide range of formats. For example, this term, topic pieces have included newspaper reports and letters from WW2, information texts linked to conservation of animals and instructions and algorithms in computing. Other opportunities are also used to encourage English excitement, such as poems about short division on National Poetry Day in Class 6, farm stories linked to the KS1 Uncleby trip, and Book World Cups and World Book Day celebrations have been held.

Expectations of the standard of English across our school and across all subjects in books and lessons are high and maintained in written work. Examples of work can be found in our English file.

Theme days with English links this year have included the Royal Wedding theme morning, Castles and Fairy tales on KS1, World Book Day and Anti-Bullying theme morning. We also promote reading for empathy by sharing fiction and non-fiction texts with the children to broaden their horizons.

EYFS	2016	2017	2018
GLD	70.6% (69.2%)	63.9% ↓ (70.7%)	76.9% ↑
APS	33.6 (34.5)	32.5 ↓ (34.5)	TBC
Y1 Phonic	95.8 % (80.6 %)	97% ↑ (81 %)	78% ↓
Y2 Phonic Resit	95% (66.6%)	0% ↓ (ER 60.6%)	100% ↑

Year 2	Reading			Writing TA			SPAG		
	2016	2017	2016	2016	2016	2018	2016	2017	2018
KS1 %EX+	65.7% (74%)	69% ↑ (76 %)	72.7% ↑	42% (66%)	69% ↑ (68 %)	75.7% ↑			
KS1 GD	32% (24 %)	31% ↑ (24 %)	27% ↓	0% (13 %)	11.5% ↑ (15.6 %)	21% ↑			
Year 6									
KS2% Ex+	59% (66 %)	72% ↑ (71 %)	91% ↑ (75%)	72% (74 %)	76% ↑ (76 %)	84% ↑ (78%)	28% (22%)	22% ↓ (31 %)	43% ↑
KS2 GD	13% (19 %)	26% ↑ (25 %)	27% ↑	13% (15 %)	26% ↑ (18 %)	18% ↓	103 (104)	106 (106)	108 ↑ (106)
Average SS	101.7 (102.6)	105 (104)	107 ↑ (105)			TBC	65% (72 %)	80% ↑ (77 %)	91% ↑ (78%)
Progress Score	-1.8	0.4 ↑	TBC	0.1	0.5 ↑	TBC			

